

**PARISH OF TERREBONNE
SALES AND USE TAX DEPARTMENT**

P. O. Box 670, Houma, LA 70361
Phone: 985-876-3734 Fax: 985-876-9841
Email: salestax@tpcg.org

**STATEMENT OF SALES TAX,
HOTEL/MOTEL REVENUES AND OCCUPATIONAL LICENSE REVENUES
APRIL 2026/2025 FOUR MONTHS ENDING APRIL 30, 2026/2025**

	<u>Month of April 2026</u>	<u>Month of April 2025</u>	<u>Four Months Ending Apr. 30, 2026</u>	<u>Four Months Ending Apr. 30, 2025</u>
<u>GROSS COLLECTIONS</u>				
Tax at 1/4% (TPCG)	708,034.12	688,401.08	2,585,148.06	2,466,710.72
Tax at 3/4% (TPSB)	2,124,102.36	2,065,203.19	7,755,444.20	7,400,132.05
Tax at 1% (TPSB/TPCG/TPCG)	2,832,136.50	2,753,604.27	10,340,592.33	9,866,842.80
Tax at 1/4% (TPSO)	708,034.12	688,401.08	2,585,148.06	2,466,710.72
Tax at 1/4% (TPCG-Drainage)	708,034.12	688,401.08	2,585,148.06	2,466,710.72
Tax at 1/4% (TPCG-Rd & Brdg)	708,034.12	688,401.08	2,585,148.06	2,466,710.72
Tax at 1% (TPSB)	2,832,136.47	2,753,604.29	10,340,592.28	9,866,842.79
Tax at 1/4% (TPSO)	708,034.12	688,401.08	2,585,148.06	2,466,710.72
Tax at 1/4% (TPCG-Library)	708,034.12	688,401.08	2,585,148.06	2,466,710.72
Tax at 1/4% (TPCG-Levee District)	708,034.12	688,401.08	2,585,148.06	2,466,710.72
Tax at 1/2% (TLCD-Levee Dist.)	1,416,068.23	1,376,802.15	5,170,296.13	4,933,398.35
Tax at 1/2 % (TPSB)	1,416,068.23	1,376,802.15	5,170,296.13	4,933,226.01
Subtotal	<u>15,576,750.63</u>	<u>15,144,823.61</u>	<u>56,873,257.49</u>	<u>54,267,417.04</u>
Hotel/Motel	171,930.58	160,554.58	525,707.15	501,874.15
TOTAL	<u><u>15,748,681.21</u></u>	<u><u>15,305,378.19</u></u>	<u><u>57,398,964.64</u></u>	<u><u>54,769,291.19</u></u>

NET COLLECTIONS

Tax at 1/4% (TPCG)	704,858.02	686,151.60	2,574,714.22	2,456,281.98
Tax at 3/4% (TPSB)	2,114,574.06	2,058,454.74	7,724,142.67	7,368,845.82
Tax at 1% (TPSB/TPCG/TPCG)	2,819,624.60	2,744,597.28	10,300,804.46	9,827,055.82
Tax at 1/4% (TPSO)	704,858.02	686,151.60	2,574,714.22	2,456,281.98
Tax at 1/4% (TPCG-Drainage)	704,858.02	686,151.60	2,574,714.22	2,456,281.98
Tax at 1/4% (TPCG-Rd & Brdg)	704,858.02	686,151.60	2,574,714.22	2,456,281.98
Tax at 1% (TPSB)	2,819,432.07	2,744,606.36	10,298,856.91	9,825,127.81
Tax at 1/4% (TPSO)	704,858.02	686,151.60	2,574,714.22	2,456,281.98
Tax at 1/4% (TPCG-Library)	704,858.02	686,151.60	2,574,714.22	2,456,281.98
Tax at 1/4% (TPCG-Levee District)	704,858.02	686,151.60	2,574,714.22	2,456,281.98
Tax at 1/2% (TLCD-Levee Dist.)	1,409,716.03	1,372,303.18	5,149,428.44	4,912,540.86
Tax at 1/2 % (TPSB)	1,409,716.03	1,372,303.18	5,149,428.44	4,912,368.52
Subtotal	<u>15,507,068.93</u>	<u>15,095,325.94</u>	<u>56,645,660.46</u>	<u>54,039,912.69</u>
Hotel/Motel	167,632.32	156,540.72	512,564.48	489,327.30
TOTAL	<u><u>15,674,701.25</u></u>	<u><u>15,251,866.66</u></u>	<u><u>57,158,224.94</u></u>	<u><u>54,529,239.99</u></u>

GROSS COLLECTIONS

Occ. Lic. - Urban	28,555.42	22,850.11	331,829.79	335,712.33
Occ. Lic. - Rural	58,538.51	56,298.80	854,774.11	840,432.13
TOTAL	<u><u>87,093.93</u></u>	<u><u>79,148.91</u></u>	<u><u>1,186,603.90</u></u>	<u><u>1,176,144.46</u></u>

NET COLLECTIONS

Occ. Lic. - Urban	23,070.40	17,255.88	310,260.98	314,197.18
Occ. Lic. - Rural	53,053.49	50,704.56	833,205.30	818,916.97
TOTAL	<u><u>76,123.89</u></u>	<u><u>67,960.44</u></u>	<u><u>1,143,466.28</u></u>	<u><u>1,133,114.15</u></u>

Audit Collections - April 2026:	\$1,833.82 - 2%	April 2025:	\$30,128.71 - 2%
	229.23 - 1/4%		3,766.10 - 1/4%
	229.23 - 1/4%		3,766.10 - 1/4%
	229.23 - 1/4%		3,766.10 - 1/4%
	916.91 - 1%		15,064.37 - 1%
	229.23 - 1/4%		3,766.10 - 1/4%
	229.23 - 1/4%		3,766.10 - 1/4%
	229.23 - 1/4%		3,766.10 - 1/4%
	458.45 - 1/2%		7,532.19 - 1/2%
	458.45 - 1/2%		7,532.19 - 1/2%
	<u>\$5,043.01</u>		<u>\$82,854.06</u>

SPECIAL AGENCY AND OPERATING FUNDS BALANCE SHEET APRIL 30, 2026

	<u>Agency Fund</u>	<u>Operating Fund</u>
ASSETS		
Balances per Bank 4/30/26	17,064,110.34	32,243.59
Electronic Bank Balance 4/30/26	0.00	
Petty Cash	0.00	405.16
Accounts Receivable	42,309.02	0.00
Due From T.P.C.G.	0.00	0.00
Total Assets	<u>17,106,419.36</u>	<u>32,648.75</u>
LIABILITIES AND FUND BALANCE		
Liabilities:		
Accounts Payable 4/30/26	11,947.67	8,094.23
Taxes Paid Under Protest	1,286,989.85	
Interest Payable	14,347.68	
Due to Operating Fund		
Due to Governmental Units 5/26		
T.P. Government @ 1/4%	704,858.02	
T.P. School Board @ 3/4%	2,114,574.06	
T.P. School Board @ 1/3 of 1%	939,810.70	
T.P. Government @ 1/3 of 1%	939,906.95	
T.P. Govt. - Urban @1/3 of 1%	939,906.95	
T.P. Sheriff's Dept. @ 1/4%	704,858.02	
T.P. Government @ 1/4%	704,858.02	
T.P. Government @ 1/4%	704,858.02	
T.P. School Board @ 1%	2,819,432.07	
T.P. Sheriff's Dept. @ 1/4%	704,858.02	
T.P. Government @ 1/4%	704,858.02	
T.P. Government @ 1/4%	704,858.02	
T. Levee District @ 1/2%	1,409,716.03	
T.P. School Board @ 1/2%	1,409,716.03	
Tourist Commission	167,632.32	
Due to T.P.C.G.		
Occ. Lic. - Urban	23,070.40	
Occ. Lic. - Rural	53,053.49	
Due to Govt. Units	42,309.02	
Total Liabilities	<u>17,106,419.36</u>	8,094.23
Fund Balance	<u>0.00</u>	<u>24,554.52</u>
Total Liabilities & Fund Balance	<u>17,106,419.36</u>	<u>32,648.75</u>

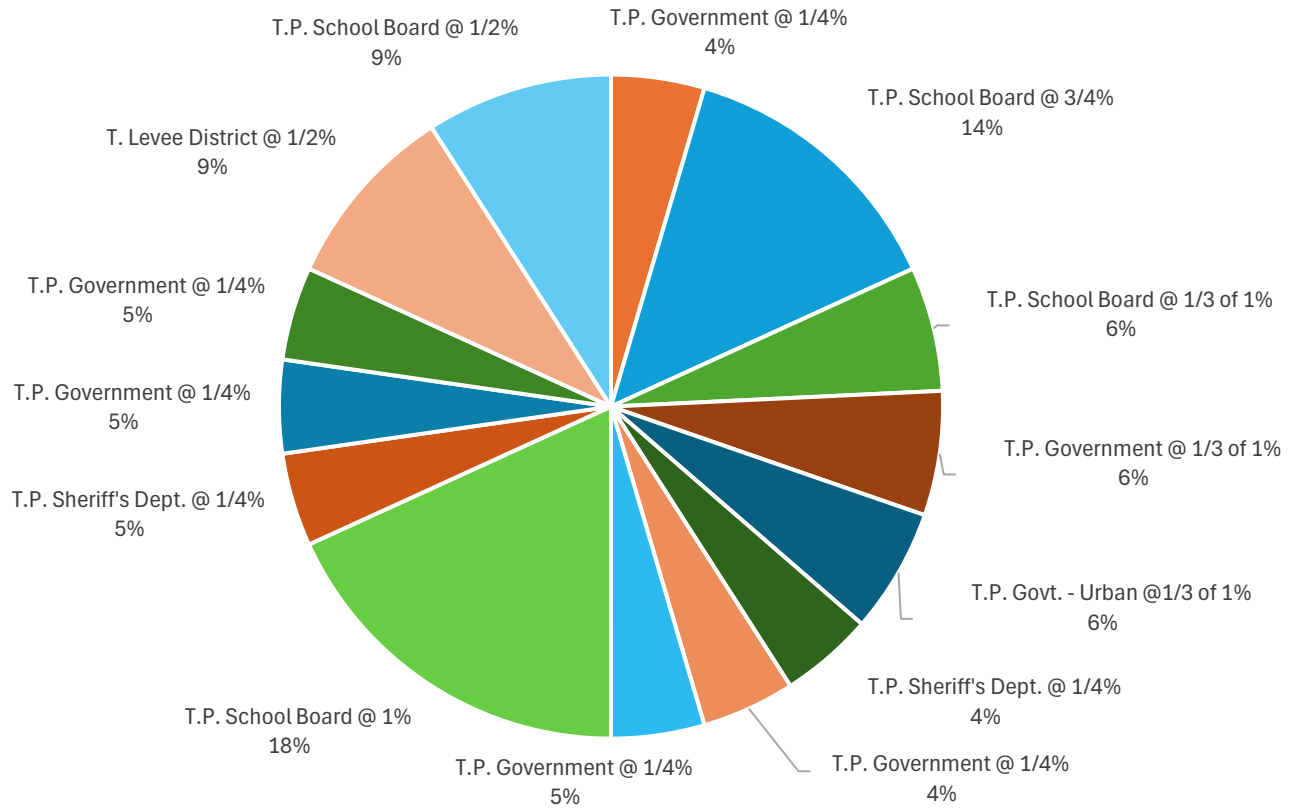
STATEMENT OF RECEIPTS AND DISBURSEMENTS - AGENCY FUND
MONTH OF APRIL 2026

	<u>Month of Apr-26</u>	<u>4 Months Ending April 30, 2026</u>
Beginning cash balance	14,522,534.93	14,142,927.57
Cash Receipts:		
Sales & Use Taxes	15,576,750.63	56,873,257.49
Taxes Paid Under Protest	88,667.89	155,064.75
Hotel/Motel	171,930.58	525,707.15
Occupational License	87,093.93	1,186,603.90
Miscellaneous:		
Interest (Agency)	0.00	0.00
Other	656.50	1,461.51
Interest (Protest)	499.34	1,924.59
	<hr/>	<hr/>
Total Cash Receipts	15,925,598.87	58,744,019.39
Total Cash Available	<hr/> 30,448,133.80	<hr/> 72,886,946.96
Cash Disbursements		
3/26 Balances Paid 4/26		<hr/> 12,986,763.40
Due to Governmental Units		
T.P. Government 1/4%	583,278.34	1,869,856.20
T.P. School Board 3/4%	1,749,835.02	5,609,568.61
T.P. School Board 1/3 of 1%	777,704.46	2,493,141.62
T.P. Government 1/3 of 1%	777,804.46	2,494,019.12
T.P. Govt.-Urban 1/3 of 1%	777,804.46	2,494,019.12
T.P. Sheriff's Office 1/4%	583,278.34	1,869,856.20
T.P. Government 1/4%	583,278.34	1,869,856.20
T.P. Government 1/4%	583,278.34	1,869,856.20
T.P. School Board 1%	2,333,113.37	7,479,424.84
T.P. Sheriff's Office 1/4%	583,278.34	1,869,856.20
T.P. Government 1/4%	583,278.34	1,869,856.20
T.P. Government 1/4%	583,278.34	1,869,856.20
T. Levee District 1/2%	1,166,556.68	3,739,712.41
T.P. School Board 1/2%	1,166,556.68	3,739,712.41
Tourist Commission	134,710.43	344,932.16
Due to T.P.C.G.:		
Occ. License (Urban)	90,037.43	287,190.58
Occ. License (Rural)	241,366.59	780,151.81
Due to Operating Account	0.00	0.00
	<hr/> 13,298,437.96	<hr/> 42,550,866.08
Distribution to:		
Operating Fund	85,000.00	284,071.88
Other	585.50	1,135.26
	<hr/>	<hr/>
Total Cash Disbursements	<hr/> 13,384,023.46	<hr/> 55,822,836.62
Ending Cash Balance 4/30/26	<hr/> 17,064,110.34	<hr/> 17,064,110.34

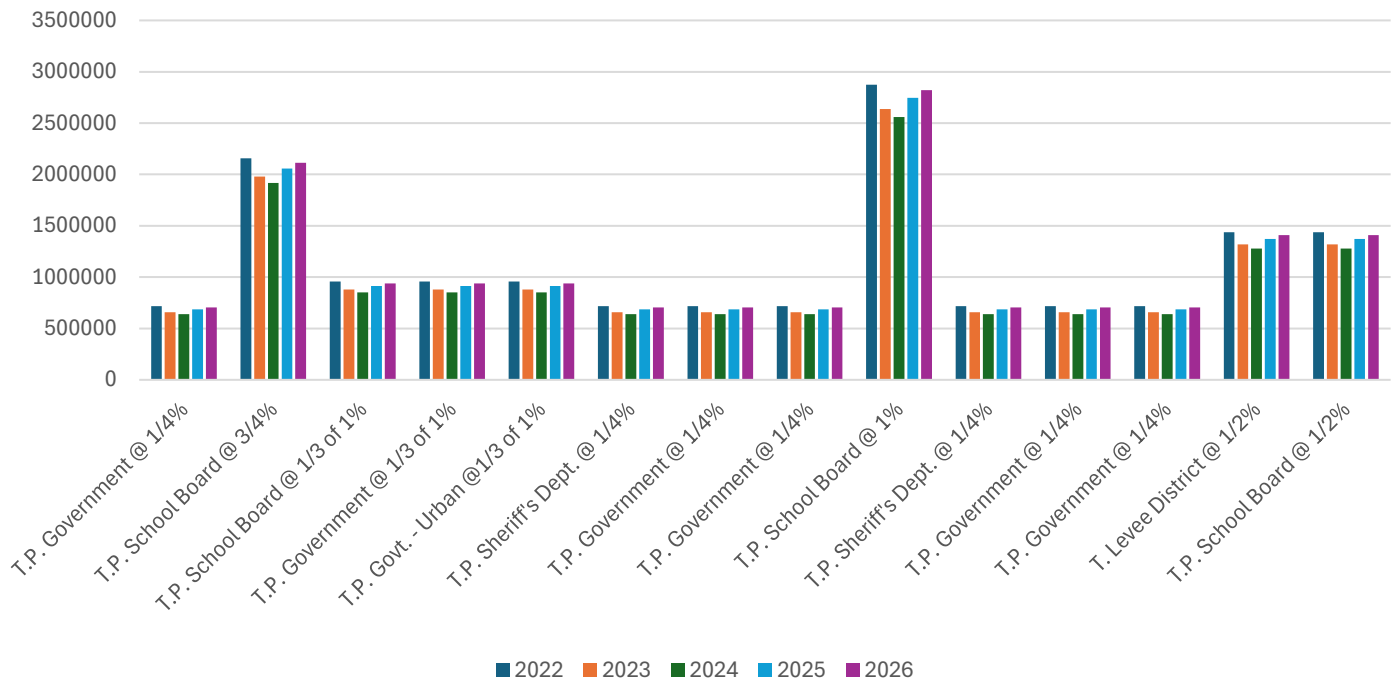
STATEMENT OF SALES TAX AND HOTEL/MOTEL REVENUES & EXPENDITURES
MONTH OF APRIL 2026

	<u>MONTH OF APRIL 2026</u>		<u>4 MONTHS ENDING APRIL 30, 2026</u>	
REVENUE				
Sales Taxes Transferred	69,681.70		227,597.03	
Hotel-Motel Collection Fee	4,298.26		13,142.67	
Interest Revenue & Misc. Income	0.00		0.00	
Occupational License Revenue	10,970.04		43,137.62	
Bingo Permits	200.00		2,000.00	
Bingo Reimbursement	7.50		52.49	
Attorney Fee Revenues	50.00		194.56	
Total Revenue	50.00		194.56	
	85,207.50		286,124.37	
EXPENSES: Sales Tax Dept.				
Personnel Services:				
Payroll	20,081.89		74,149.54	
Payroll Taxes	1,405.61		5,823.32	
Life, Hosp., & Disability Ins.	8,654.09		33,177.69	
Employer's Retirement Costs	1,378.27		5,719.22	
Workmen's Comp. Ins.	83.73		273.95	
Supplies & Materials:				
Office Supplies	0.00		792.19	
Postage	4,480.38		3,740.77	
Printing & Stationery	0.00		1,061.40	
Bingo Expenses	7.50		52.49	
Equipment Expenses:				
Office Machine Rentals	1,199.08		4,213.20	
Office Machine Main. & Repair	47.50		2,585.94	
Insurance & Bonds	0.00		0.00	
Auto & Travel	66.70		216.78	
Occupational License Expenses				
Personnel Services	9,779.35		35,383.39	
Supplies & Materials	1,033.06		7,123.71	
Office Machine Main. & Repair	157.63		630.52	
Legal Fees	0.00		0.00	
Office Rent	3,930.00		15,720.00	
Legal Fees	1,958.25		8,466.00	
Telephone	113.10		242.06	
Other Charges:				
Contract Auditing	17,130.54		51,154.19	
Bank Charges	0.00		0.00	
Dues, Subs., Memberships	0.00		0.00	
Miscellaneous	0.00		137.41	
Continuing Education/Unforseen Cont.	0.00		0.00	
Office Equip. & Furniture	0.00		10,906.08	
Total Expenses	0.00		10,906.08	
	71,506.68		261,569.85	
Fund Balance				
Ending	24,554.52		24,554.52	
Less: Beginning	10,853.70	13,700.82	0.00	24,554.52
Total	85,207.50		286,124.37	

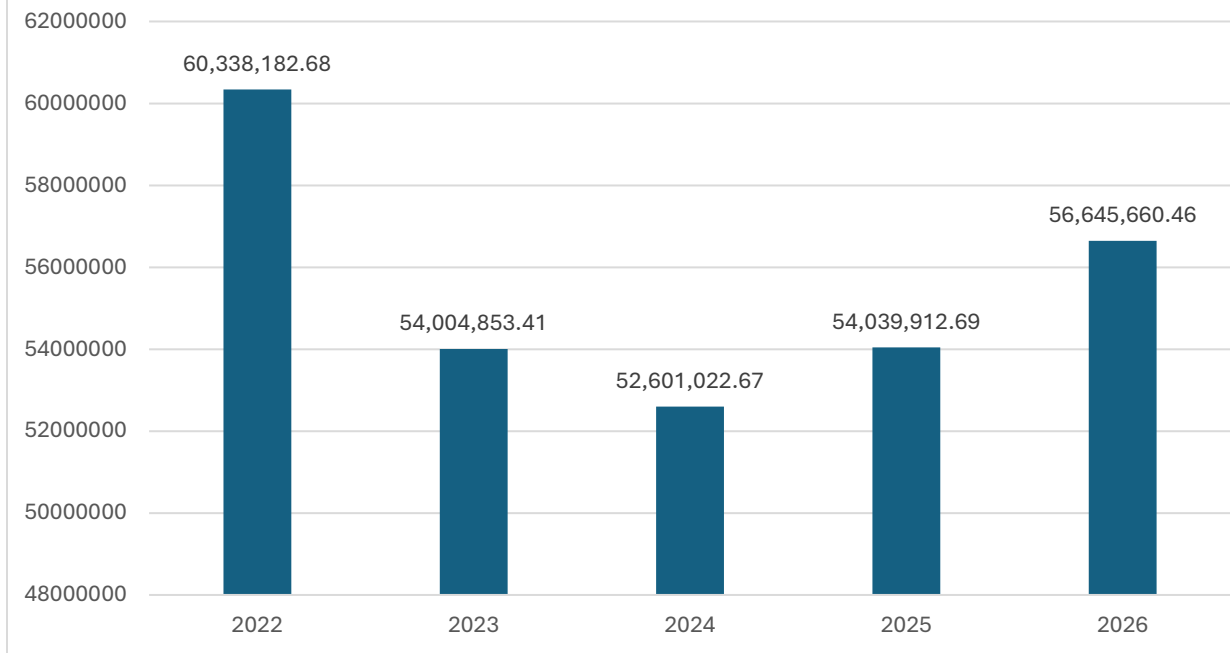
April 2026 Net Collections - Entities



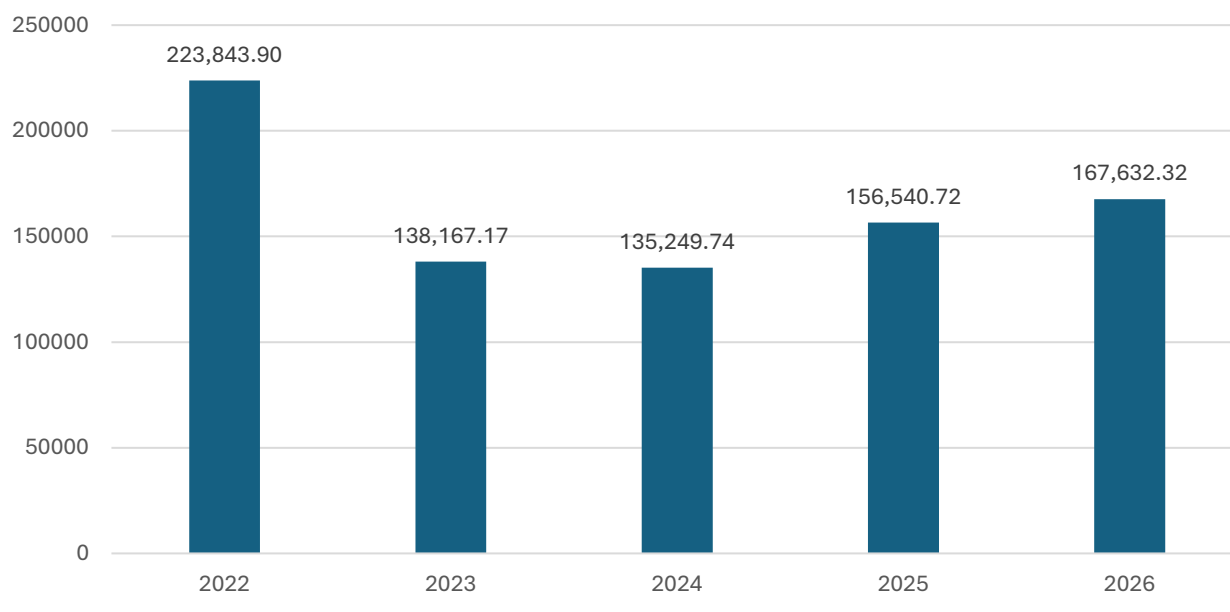
April 2022 - April 2026 Net Collections Comparison



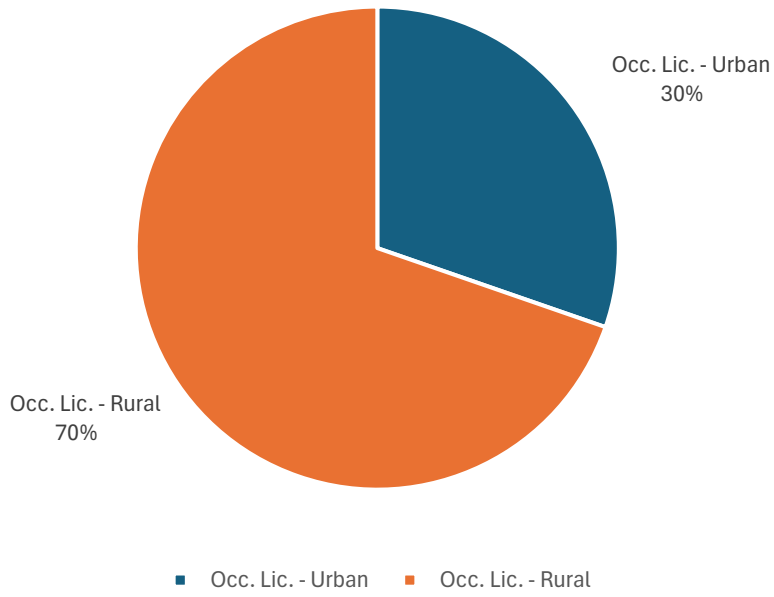
4 Month Ending 5 Year Comparison Net Collections



5 Year Comparison Net Collections Tourist Commission



April 2026 Occupational License Net Collections



5 Year Comparison Net Collections Occupational License

